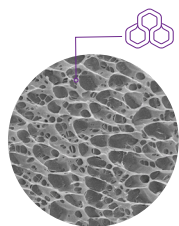


ARTHRAMID®

What is Arthramid®

Arthramid® is a unique patented 2.5% injectable polyacrylamide hydrogel (iPAAG). It is administered through intra-articular joint injection to manage arthritic joints in horses. 2.5% iPAAG integrates into the synovium of the joint which results in improved joint function and resolution of lameness.



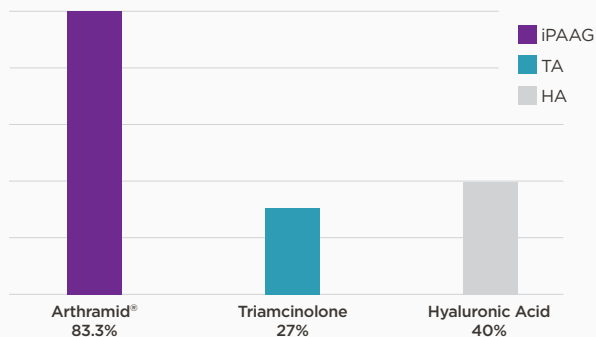
Cross-Linked
2.5% iPAAG Hydrogel

Synovitis is the single most important factor that contributes to the pain of OA and lameness.

The Synovial Membrane Matters

The cells of the synovium are responsible for the production and health of joint fluid, which provides cushioning, reduces friction, and nourishes cartilage. If these cells become damaged, the integrity and quality of the joint fluid are diminished, leading to inflammation within the joint space (synovitis). Over time, this inflammation can lead to osteoarthritis (OA), resulting in the pain and lameness you are seeing in your horse.

Percent of Horses sound 6 weeks after treatment



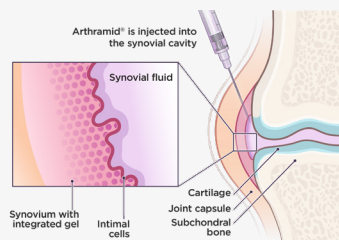
Published in JEVs, Vol 107, Dec 2021; 103780

How Does Arthramid® Work

2.5% iPAAG has a targeted action on the synovial membrane itself. Once injected into the joint it integrates into the synovial membrane. This process takes approximately 2 weeks.

Through its unique patented technology, Arthramid® provides bio-mechanical support to the synovial membrane, restoring elasticity and tensile strength and reducing stiffness and fibrosis. The primary action of the 2.5% iPAAG hydrogel not only alleviates discomfort and restores joint function but in turn it modulates the inflammatory response, leading to improvements in joint fluid quality. Treatment therefore interrupts the vicious cycle of OA and restores the joint to homeostasis, giving long term benefits to the patient and their owner.

Joint after administration of Arthramid®



Acting as a scaffold, 2.5% iPAAG integrates into the synovial membrane, restoring its function through improved mechanical properties, which in turn reduces inflammation and promotes joint health

Incorporation of 2.5% iPAAG into the synovial membrane results in;

- Restored joint capsule elasticity and tensile strength
- Superior and sustained long-term relief from the signs of joint lameness
- Improved quality of joint fluid which provides cushioning, nourishes cartilage, and reduces friction
- Restored joint function to break the vicious cycle of OA



For further information, scan the QR code or visit www.arthramid.com

Is Arthramid® Right For Your Horse?

Horses of any age can develop osteoarthritis (OA).

Arthramid® can be used in any synovial joint with visible signs of lameness including pain, effusion (fluid), or reaction to flexion. Treatment of multiple joints at one time is safe. Arthritic conditions which are recent (acute) or longer term (chronic) are suitable.

Ideal candidates for Arthramid® are those where a veterinary assessment has localized the pain or inflammation to the joint, and osteoarthritis or synovitis has been confirmed.

The most commonly treated joints include coffin, fetlocks, carpus (knees), hocks and stifles. Ideally, plan to give treatment early in the training preparation phase or before maximal workload.

Treatment Plan

Your veterinarian will decide the dose required, typically 1-3mL per joint, depending on the joint size, the severity, and the time since onset of the disease.

Results can be long-lasting. Repeat doses are safe and can be given at regular intervals (typically 6 to 12 months) if clinically indicated and advised. Please talk to your veterinarian.

Veterinary instructions before and after administration should be followed and any concerns you have should be communicated to the treating veterinarian.

Post-Treatment Management

As with any intra-articular therapy it is recommended to rest your horse for 48 hours immediately after treatment and then ideally plan a reduced impact workload for up to 2 weeks to allow full integration of the 2.5% iPAAG to occur. A follow up examination at 4 to 6 weeks is advised to assess the response to treatment and a top-up dose can be administered at that time if clinically indicated.

Horses typically show a gradual reduction in lameness in the first week after treatment and this should continue to improve over the ensuing weeks. Please discuss optimal timing of administration with your veterinarian.

Arthramid® Key Points

- Unique and patented 2.5% iPAAG technology for the treatment of joint lameness (including both early and late stages of OA)
- Proven efficacy in multiple clinical trials across multiple equine disciplines
- Acts as a bio-scaffold, resulting in a decrease in pain and lameness
- Long lasting results and sustained soundness (lame-free)
- Can safely be used to treat multiple joints concurrently in the same animal
- Over 20+ years of research in horses and humans, Contura continues its commitment to ongoing research and development



Testimonials

“Arthramid® is a game changer for all equine athletes. It all starts in the synovium with synovitis and capsulitis, before we get to osteoarthritis. I routinely tell my horse owners, ‘save the synovium, save the joint!’”
Dr. Dan Carter — Owner of Countryside Veterinary Hospital, Covington, GA

“It’s given me another tool in my arsenal to effectively manage all stages of equine osteoarthritis, especially those horses with equine metabolic disease.”

Dr. Vern Dryden — Owner of Bur Oak Sports Medicine & Lameness, Lexington, KY

VETERINARIAN INFORMATION

ARTHRAMID®

Healthy Synovium. Healthy Joint.

**PIONEERING THE ADVANCEMENT
OF EQUINE JOINT HEALTH**



2.5% iPAAG
Hydrogel

ARTHRAMID®

Contura Vet (USA) Inc.

3401 Mallory Lane, Suite 100, Franklin, TN 37067 | 1 800 689 2909
www.arthramid.com | contact@conturavet.com

CVUS-EG-2411201

contura
vet

